


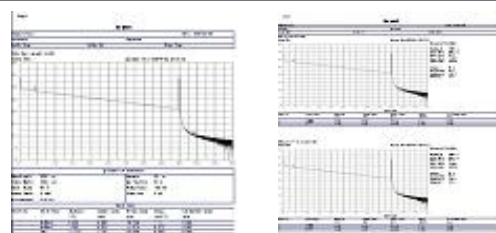
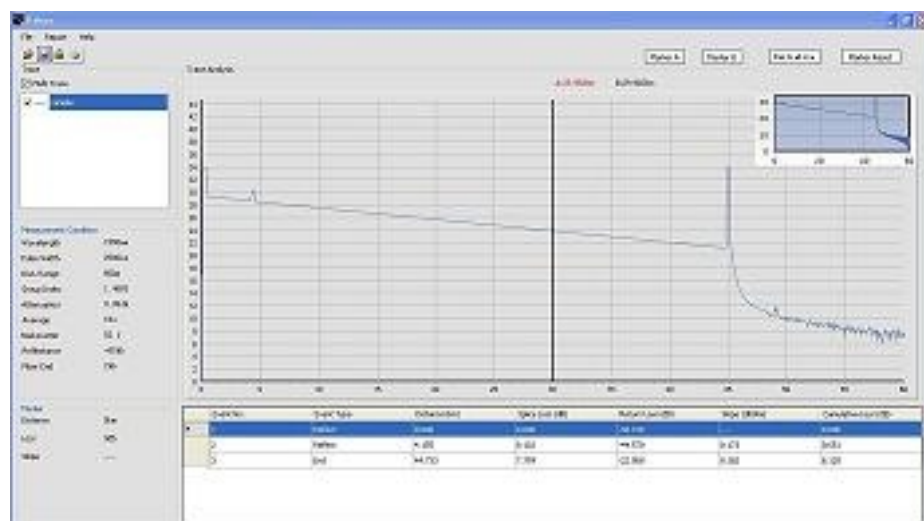
GENERAL DESCRIPTION

This advanced diagnostic tool for optical fibres allows the Fibre Engineer to take a snapshot of a fibre link. The OTDR sends short pulses of light down one end of a fibre at a specified repetition rate. Light reflected back from fibre discontinuities and light continuously back scattered from the fibre itself travels back to the OTDR, where the instrument records the optical power and arrival time. The arrival time of the pulse from a given point in the fibre is related to its distance from the OTDR. With this information, the OTDR graphically displays returned power versus distance. OTDRs are well-equipped for troubleshooting problems because they allow you to visually locate reflective events like connections and fibre breaks and non-reflective events like splices and tight bends by studying the graphical trace. The power difference between two points on the trace is an estimate of optical loss.

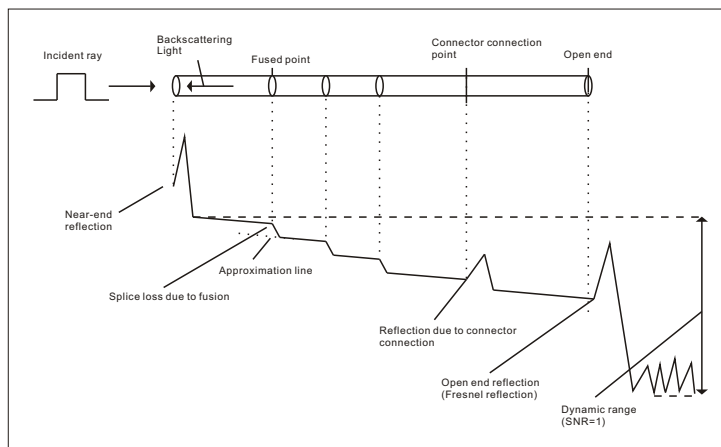
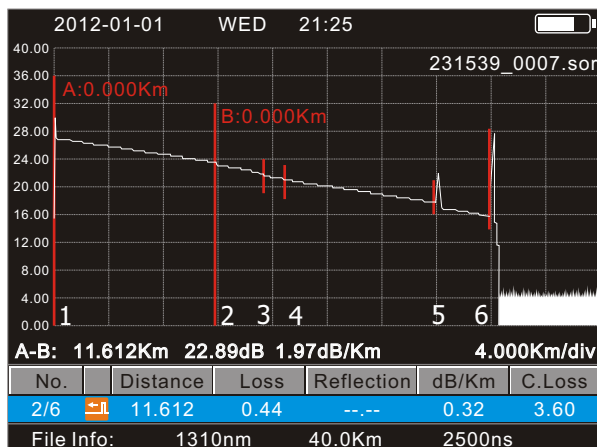


- Automatic one-button testing
- Easy to operate for beginners and experts
- Integrated PALM design, small, light, easy to carry
- Short dead zone(8m)
- High speed signal processing, short test time and fast analysis
- Internal memory can store up to 10000 waveforms
- High contrast color TFT LCD
- USB port connect to PC
- Input laser signal auto detection and self-protection function
- Built-in VFL
- User-friendly OTDR simulation software shows details of events

Delicate Report



OTDR Testing



SPECIFICATIONS

Model	FOT-100-S	FOT-100-A	FOT-100-B	FOT-100-C
Dynamic Range*	24dB / 22dB	28dB / 26dB	32dB / 30dB	36dB / 34dB
Max.Distance**	80km	100km	120km	140km
Wavelength	1550/1310nm	1550/1310nm	1550/1310nm	1550/1310nm
Event Dead Zone***	1.5m			
Attenuation Dead Zone	8.0m			
Pulse Width	10ns, 25ns, 50ns, 100ns, 250ns, 500ns, 1us, 2.5us, 5us, 10us			
Distance uncertainty	$\pm(0.8m \pm 0.001\% * \text{testing distance} \pm \text{resolution})$			
Loss Resolution	0.001dB			
Min.Distance Resolution	1m			
Connector	FC interchangeable adapter (optional: SC, ST, LC interchangeable adapters)			
VFL	1mW			
Data Storage	> 10000 traces (standard 1GB SD card)			
Display	3.5 inch TFT color LCD			
Interface	USB			
Battery	Built-in rechargeable battery			
Working Time	>10 hrs (Bellcore TR-NWT-001138)			

* pulse width 10us, average time>5 minutes, SNR=1, 23°C ± 2°C

** at 1550nm, one fiber without adapter and splicing connection inside

*** pulse width 10ns, terminal reflection loss>40dB

GENERAL SPECIFICATIONS

Size(H*W*D)	197mm * 107mm * 67mm
Weight	About 750g
Storage Temperature	-20 -- +60 °C, < 90%RH
Operating Temperature	-10 -- +50 °C, < 90%RH

ACCESSORIES

Standard	Optional:
AC/DC adapter with power cord *1	SC interchangeable connector *1
Operation guide *1	ST interchangeable connector *1
Carrying bag *1	LC interchangeable connector *1
Certificate of Calibration *1	
USB cable *1	
SD card *1	